

## 400L DOUBLE DOOR - DIGITAL INCUBATOR

Model: 299D



## FEATURES

- The Scientific range of double door incubators have been designed to complement the single door range
- They are particularly suited to applications where laboratory space and access is limited and a larger unit is required
- Incubators are fitted with digital controllers to ensure the highest accuracy essential in critical incubation processes
- Two point locking system for effective door sealing
- Full range of accessories available
- All other specifications identical to the comparable single door model
- Grade 304 S/S interior
- Bodies are constructed from corrosion protected mild steel with an epoxy powder coated finish
- Operating temperature +37°C to 110°C based on an ambient of 25°C
- Temperature variation across chamber  $\pm 1.5^{\circ}\text{C}$
- Solid state control relay for optimum reliability and rapid response
- Temperature variation at a point  $\pm 0.3^{\circ}\text{C}$
- Fitted with high accuracy PT100 temperature sensor
- Fitted with adjustable hydraulic safety thermostat

### NOTE

- Temperature variation figures are based on no load conditions at 25°C
- Supplied with 2 chrome plated steel wire shelves



ALL SCIENTIFIC EQUIPMENT COMES WITH A TWO  
YEAR WARRANTY ON COMPONENTS AND  
DEFECTIVE WORKMANSHIP - Ts & Cs APPLY.

[www.scientific.co.za](http://www.scientific.co.za)



## 400L DOUBLE DOOR - DIGITAL INCUBATOR

Model: 299D

### SPECIFICATIONS

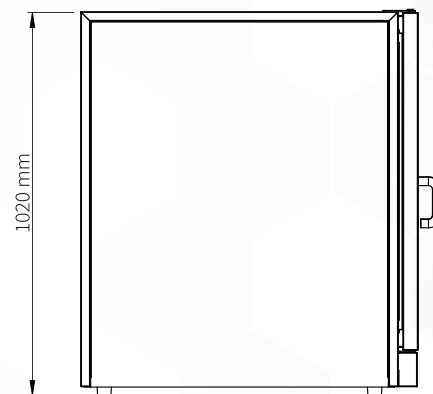
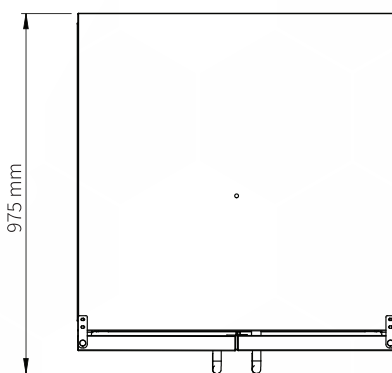
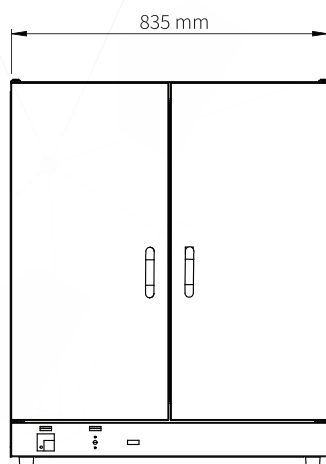
POWER	1500W
VOLTAGE	230V / 50Hz
PACKAGING (W x D x H)	1055 x 980 x 1215 (mm)
UNIT (W x D x H)	835 x 975 x 1020 (mm)
NET WEIGHT	116kg
GROSS WEIGHT	125kg
SHIPPING VOLUME	1.26m <sup>3</sup>
CHAMBER DIMENSIONS	715 x 740 x 780 (mm)
CHAMBER VOLUME	400ℓ
SHELF CAPACITY	10
MAXIMUM SHELF LOAD	20kg (per shelf)

### OPTIONAL EXTRAS

CODE	DESCRIPTION
214	Chrome plated wire shelf
219	Perforated stainless steel shelf
252	24hr timer
254	Timer run down facility
255	Fan speed reducer

#### NOTE

Special drying trays, racking systems, programmable controllers, process recorders and custom built stands are available on request



#### NOTE

- When viewing the appliance from the front in its usual operating position, the width (W) of the product is the total distance from left to right; the depth (D) of the product is the total distance from the front to the back; the height (H) is the total distance from the bottom of the product to the top. Pictures may vary from actual product.

#### DISCLAIMER

- Output performance figures quoted are dependent on various factors. Scientific reserves the right, without notice, to make changes and revisions to product specifications, materials and design, when we believe it will provide better performance, durability, and efficiency. Unit measurements may vary depending on point of reference.

#### WARRANTY

- All Scientific equipment comes with a standard ONE year warranty. The 1 Year Extended Warranty is only valid for customers who have registered their warranty online at [www.scientific.co.za](http://www.scientific.co.za) within the first year after making their purchase.



**ALL SCIENTIFIC EQUIPMENT COMES WITH A TWO  
YEAR WARRANTY ON COMPONENTS AND  
DEFECTIVE WORKMANSHIP - Ts & Cs APPLY.**

[www.scientific.co.za](http://www.scientific.co.za)

Published Date: 2020.09.25