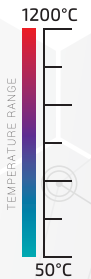




9L MUFFLE FURNACE - SLAB ELEMENT

Model: 909



FEATURES

- Scientific muffle furnaces are ideal for a wide range of applications where high temperatures are required
- Robustly constructed and fitted with high quality components for reliable operation
- Electronic P.I.D temperature control with digital indication of set and process value
- Solid state switching for improved reliability and rapid response
- Independent sensors for control and safety using type n duplex thermocouple
- Maximum continuous operating temperature 1150°C
- Easily replaceable side wall mounted slab elements
- Automatic cut out switch on door opening deactivates element
- Door mounted temperature sampling port for easy validation, thus retaining heat inside the chamber
- Robust construction with slide out control panel for ease of service
- High thermal efficiency ceramic insulation coupled to double skin construction ensures cool to touch exterior panels

- Out and up door with vertically counterbalanced action protects operator from potential burns

NOTE

- Prior to ordering please advise on application
- Ashing option available
- Optional programmable controllers



ALL SCIENTIFIC EQUIPMENT COMES WITH A TWO YEAR WARRANTY ON COMPONENTS AND DEFECTIVE WORKMANSHIP - Ts & Cs APPLY.

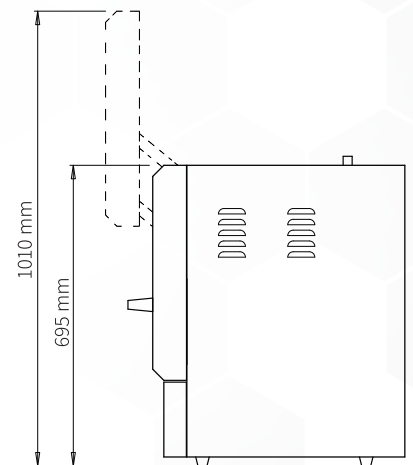
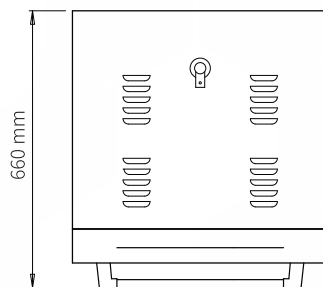
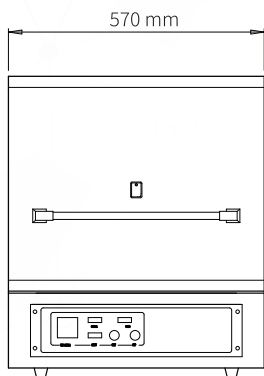
www.scientific.co.za

9L MUFFLE FURNACE - SLAB ELEMENT

Model: 909

SPECIFICATIONS

POWER	3300W
VOLTAGE	230V / 50Hz
PACKAGING (W x D x H)	850 x 950 x 910 (mm)
UNIT (W x D x H)	570 x 660 x 695 (mm)
NET WEIGHT	50kg
GROSS WEIGHT	60kg
SHIPPING VOLUME	0.73m ³
CHAMBER DIMENSIONS	195 x 300 x 155 (mm)
CHAMBER VOLUME	9ℓ
MAX CONTINUOUS TEMPERATURE	1150°C
MAX TEMPERATURE	1200°C



NOTE

- When viewing the appliance from the front in its usual operating position, the width (W) of the product is the total distance from left to right; the depth (D) of the product is the total distance from the front to the back; the height (H) is the total distance from the bottom of the product to the top. Pictures may vary from actual product.

DISCLAIMER

- Output performance figures quoted are dependent on various factors. Scientific reserves the right, without notice, to make changes and revisions to product specifications, materials and design, when we believe it will provide better performance, durability, and efficiency. Unit measurements may vary depending on point of reference.

WARRANTY

- All Scientific equipment comes with a standard ONE year warranty, The 1 Year Extended Warranty is only valid for customers who have registered their warranty online at www.scientific.co.za within the first year after making their purchase.